



FORMULA WINTER SERIES 2024 (ROUND 3) MOTORLAND

From	The Formula Winter Series Race Director	Event Notes	v1
To	All Drivers, teams and officials	Date	1 st Mar 2024
		Hour	18:00

EVENT NOTES

1) Attachments

- 1.1. Track Map
- 1.2. Pitlane Map

2) Paddock and specific items

2.1 The Circuit

The Start Line is located 145 m in front of the Finish control line. The control Line (Timing) is situated at the Finish line. Pole position is located on the right-hand side of the starting grid.

2.2 Pit Lane speed limit

The pit lane speed limit is 60 km/h. Drivers are advised to switch on the pit lane speed limiter.

2.3 Entering the pit lane.

Except in cases of force majeure (accepted as such by the Stewards), the crossing in any direction the solid white line separating the pit entry and the track by a car entering the pit lane is prohibited. The dotted line across the pit entry is the track edge. The pit lane starts by the speed limit board at the white line perpendicular to the pit lane entry. The pit lane starts by the speed limit board at the white line perpendicular to the pit lane entry.

2.4 Practice starts.

Practice starts may be carried out after the Pit Exit Lights, after the Corner, and on the driver's LHS, on the WHITE line. When a car is completing a practice start, a Marshal will show a yellow flag at pit exit lights. This is the only place we consider safe for this purpose. Don't forget to look at your mirrors. Only during collective and previous test (01 RD Communication).

2.5 Sessions information

The Qualifying 1 and 2 and the Race 1 will take place on Saturday, and the Races 2 & 3, will take place on Sunday. The Races distance will be 30 minutes plus one lap.



2.6 Exiting the pit lane

The pit lane speed limit ends by the speed limit cancellation board at the pit exit lights. The white line used to indicate the separation between cars leaving the pit lane and those driving on the track is the solid white line ending before turn 2. This line must not be crossed by any part of a car leaving the pit lane.

2.7 Parc fermé

The parc fermé is located inside the garages (boxes).

3) Track and pit lane specific items

Please refer to the circuit map and the pit lane map attached to this document.

3.1 The pit lane map contains the following items:

- 3.1.1 Control /Finish Line
- 3.1.2 Chequered flag and penalty flags position will be given from the Timing/Finish line gantry.
- 3.1.3 Start line and start lights
- 3.1.4 Pit entry and pit exit, pit exit lights
- 3.1.5 Pit lane start and ending
- 3.1.6 Red flag line at the end of the Pit Lane
- 3.1.7 Safety car lines
- 3.1.8 Safety car position

3.2 Track specific items

3.2.1 Clearing the grid during the start procedure.

At the presentation of the 1 MIN signal, team members should evacuate the grid by exiting to the pit lane via the access gates.

3.2.2 Start of formation lap speed limit.

Drivers should keep their speed at or below 60 km/h when leaving the designated grid positions until passing pole position. Drivers are advised to switch on the pit lane speed limiter before the start of the formation lap.

3.2.3 Starting procedure and start abort.

The Start will be a Grand Prix Start. There will be a F1 system. No five seconds board, but 1, 2, 3, 4 and 5, red "Lights ON", & then "All Lights OFF".

In case the start is aborted:

- The yellow abort lights will flash
- The board "extra formation lap" will be displayed from the started platform.
- Some moments later the green lights, or flag, will be illuminated, or show, to signal the start of the extra formation lap.



3.2.4 Safety car lights off

When the Race Director calls the Safety Car in, the orange lights of the Safety Car will be switched off after turn 15.

3.2.5 Suspension of the race

The first car entering the pit lane should stop in the fast lane at the end of the pit lane.

3.2.6 Places to remove cars from the track.

Openings on the line of first protection are marked with orange paint.

3.2.7 Fire extinguishers around the circuit

Fire extinguishers are available at all marshals' post.

4) Track lights panels

The flag signals will be supplemented by track light panels. In accordance with Appendix H to the ISC the light signals have the same meaning as flag signals.

5) Safety car procedures

To avoid the likelihood of accidents before the safety car returns to the pits, from the point at which the lights on the car are turned out drivers must proceed at a pace which involves no erratic acceleration or braking nor any manoeuvre which is likely to endanger other drivers or impede the restart.



6) Any other business

6.1 Driving behaviour

Competitors are reminded that more than one change of direction to defend a position is not permitted; weaving in front of another car neither is permitted. Any driver moving back towards the racing line, having earlier defended his position off-line, must leave at least one car width between his own car and the white line at the edge of the track.

6.2 If you stop on the track for any reason leave the gearbox neutral engaged (N) and the steering wheel in position to facilitate the rescue work of the marshal and to avoid damage to the vehicle.

6.3 Warming up tyres in the pit lane will be completely prohibited for safety reasons.



6.4 Track Limits

The usable track limit has been defined as the track edge white line (annex L, ISC FIA)
Track limits will be enforced all around the circuit. Drivers must respect the track limits.

For the avoidance of doubt, the driver does not necessarily have to set a personal or overall best lap time in the lap in which the infringement occurred to have his lap time cancelled.

Turns 1, 5, 7 and 10 will be reinforced with Alkamel Track Limits system.

The official communication system of track limits will be the Alkamel TV monitors specific for this purpose (02 RD Communication).

Turn 8, 12, 14 and 16 escape road

If a car goes out of the track, and you have possibility of return, please be sure you can rejoin the track without causing any inconvenience to the rest of the drivers.

If you are “going off track” at T8/9, use the narrow track surface on the extreme Left-Hand side behind gravel bed to rejoin.

If you overshoot T12, (no U-turn) use the new road track close to the tyre barriers -behind gravel bed- to rejoin the track before T14.

If you overshoot T14 (no U-turn) continue the escape road all the way round to rejoin at T15, and make sure that you lose a significant time.

If you overshoot T16 and “going on” the run-off after the yellow line, you will have to drive to the LHS of this yellow line on the run-off, pass the RHS of the “traffic cone” to re-join the track after T16 between the two yellow lines.

7) Changes to the circuit

7.1 No changes.

8) Miscellaneous

8.1 After exiting the pit lane during qualifying you are allowed to make manoeuvres to warm up tyres during that lap until you cross the finish line.

8.2 During the formation lap you are allowed to make manoeuvres to warm up tyres until your position on the grid.

8.3 Blowers are allowed if a driver has a stop and go penalty.


8.4 The timetable is the general version from promoter and 04 RD Communication for races starting procedures. Please check the TV monitors during the meeting for possible schedule changes.

8.5 Drivers must not leave the car if they have suffered an incident on the track until instructed to do so by the marshals. This will assist in the rescue of the car.



8.6 Grid marks criteria (only Motorland). A car will be considered inside its grid mark if:

8.6.1 longitudinal (front): before the yellow line or touching it.



8.6.2 lateral: any wheel is beyond the grid mark meaning wheels can be on the white line but not beyond.

8.6.3 Any infringement of FWS Sporting Regulations Article 32.13 will be penalised with 5 seconds.

8.6.4 The procedure for the control of the on board cameras in the parc fermé is defined in the 03 RD Communication.

8.6.5 The procedure for qualifying 1 and qualifying 2 is defined in the 05 RD Communication.

8.6.6 according to sporting regulation (art 19.10), the pit lane fast lane will be opened 2 minutes before the start of each session.

9) Stewards Inquiries

9.1 Any driver required to attend inquired held by the Stewards will be notified as follows:

- Any incident placed under investigation after the session will be shown on the timing screens.
- Where possible, a formal written summons will be issued to the team.

9.2 Any driver attending an inquiry must be accompanied by the Competitor's Representative.

9.3 Protest and Appeal

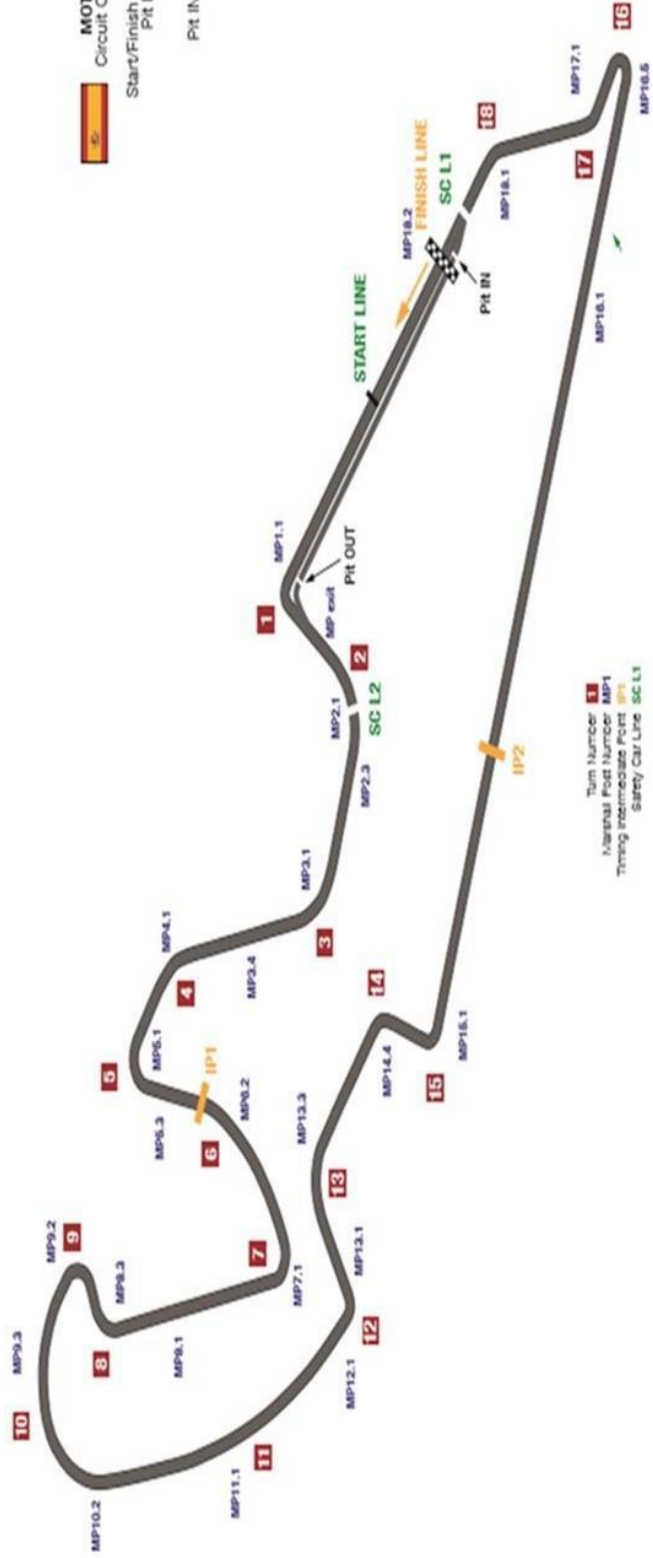
- a. Protests shall be made in accordance with the Code and a fee fixed by RFEDA at 1.000 €
- b. Appeals shall be made in accordance with the Code and a fee fixed by RFEDA at 2.500 €.

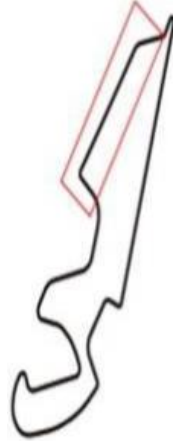
A handwritten signature in blue ink, appearing to read 'Luis GONZÁLEZ'.

Luis GONZÁLEZ
Formula Winter Series Race Director



MOTORLAND ARAGÓN
 Circuit Centerline: 5.345 m
 Start/Finish Line Offset: 145 m
 Pit IN / Pit OUT: 377 m
 IP1 at: 1.432 m
 IP2 at: 3.966 m
 Pit IN at: LHS after T18





 **MOTORLAND ARAGÓN**
Circuit Centreline: 5.345 m
Start/Finish Line Offset: 145 m
Pit IN / Pit OUT: 377 m
P1 at: 1.452 m
P2 at: 3.566 m
Pit IN at: LHS after 118

